



Massive Haemorrhage

P Donnelly
B Ferguson

What is Massive Haemorrhage (MH)?

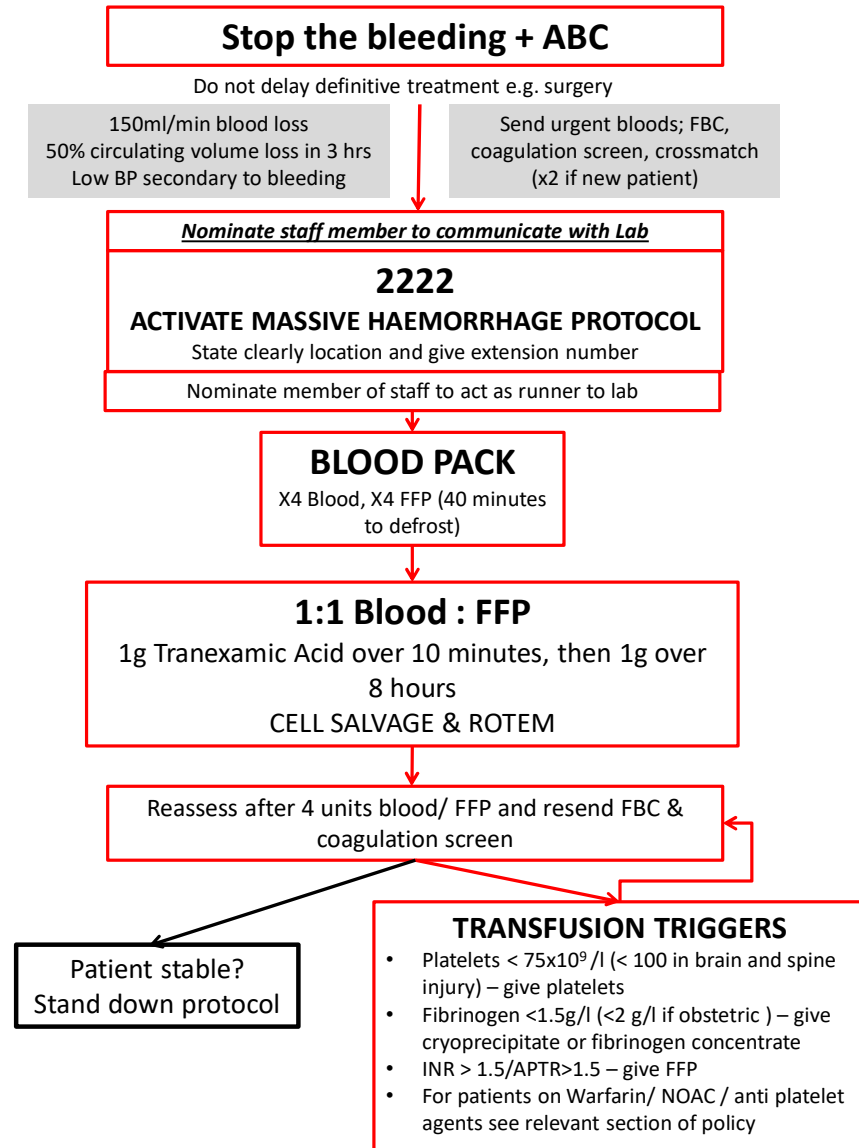


- Difficult to apply rules as to how much blood loss defines a major haemorrhage.
- Easier to define how the patient's condition is responding to the blood loss.
- Clinicians commonly use a heart rate of 110 or more per minute and a falling blood pressure to 90 mmHg or less as meaning the patient is becoming shocked due to blood loss.
- However, there is no requirement to wait until heart rate rises or blood pressure falls before acting.

Massive Haemorrhage Protocols

- In 2010 the National Patient Safety Agency highlighted a recurring theme of delays in blood provision in emergencies. From 2010, each hospital had to have a local MH protocol
- 'All medical, nursing, laboratory and support staff must know where to find the protocol and have their knowledge supported by training and drills'
- New Major Haemorrhage Guideline in 2015 from the BCSH emphasise that laboratory staff should not wait for haematology consultant approval prior to releasing blood and blood components

ADULT MASSIVE HAEMORRHAGE PROTOCOL



Communication between the Transfusion Laboratory and the Clinical team



- Emphasised in the BCSH guideline and in last months' SHOT Bites Nov 2016: Massive Haemorrhage-delays
- The number of reports of delays causing harm has increased each year, out of 25 deaths from transfusion in the 2016 SHOT report, 9 were from delay, often during major haemorrhage and due to difficulties in communication
- The team leader in the clinical area should appoint a specific clinical member to co-ordinate communication with Transfusion Laboratory staff
- Depending on the number of staff working in the TL, a named team leader should be appointed for transfusion and this person should either take responsibility for communicating with the clinical team or appoint someone else to do this

What will the clinical team need from the lab?



- Good communication
- Rapid response
- Advice on component type, timings, availability (Consultant Haematologist)
- Blood Components
 - Red cells
 - Fresh Frozen Plasma
 - Platelets
 - Cryoprecipitate

Red Blood Cells



- Oxygen carrying capacity and improve haemostasis (blood clotting)



Rheological
effect, axial
flow

Fresh Frozen Plasma (FFP)

- Contains coagulation factors, fibrinolytic factors and proteins important for oncotic pressure
- Advised to be used as part of the initial resuscitation in massive haemorrhage in a 1:1 ratio with RBC until coagulation results are available
- Once bleeding under control further FFP should be guided by abnormalities in coagulation laboratory tests, with a trigger of PT and/or APPT of more than 1.5 times normal



Cryoprecipitate



- Fibrinogen is one of the clotting factors vital for clot formation and it is reported that it is the first clotting factor to fall to critical levels in massive haemorrhage.
- Cryoprecipitate has 5 times more fibrinogen per unit than FFP
- A normal range of fibrinogen is between 1.5 to 4 g/l. If fibrinogen falls below 1.5g/l during a MH OR (2 g/l in an obstetric haemorrhage) then it should be replaced with cryoprecipitate
- A typical adult dose is 2 units of pooled cryoprecipitate; this generally raises fibrinogen by 1g/l

Platelets



- Low platelet levels are considered a late event in massive haemorrhage, seen only after a loss of at least 1.5 blood volumes
- The BCSH Guidelines (2015) suggest that if you need to order platelets from the Blood Transfusion Centre, that you order them when the platelet count falls below 100×10^9 and give them when the platelet count falls below 50×10^9
- Early use of platelets 'should be considered' in trauma patients

Major Haemorrhage call to Obstetric Theatres



11:23 am Monday Morning

You are alerted that there is a massive haemorrhage in maternity. Post Partum patient is bleeding heavily.


Requests 4 units of blood and 4 units of FFP

The doctor is very impatient



- What techniques can you use to ensure you get the information you need?
 - Acknowledge that it is important to get the blood products to the patient as quickly as possible so the doctor knows you appreciate the urgency of the situation and that things are probably quite scary his/her end
 - ' I can hear/tell that this patient needs blood as quickly as possible. To do this I will need the following information '

DON'T PANIC!!



What information do you need from the doctor?



- Patient Identification details
- Where the patient is and what the diagnosis is
- Who is the named clinical link for this MH and which phone number should you use

Emergency X-Match / Major Haemorrhage Request				pre no							
Pre-hospital FFP Clinician name:		Apprx age:		Lead Clinician Named Person		Location					
Surname		Forename		Request No							
Hospital No.		DOB		Test Required							
Prev XM date / G&S date		Products Required Irradiated- Y N Washed- Y N		Circle below; CMV- Y N HEV- Y N		Diagnosis					
Group & AB Result		Lead BMS		Date & Time of Call							
Products Required		Octaplex		RBC		FFP		PLTs		CRYO	
		BMS initials		Date & Time		Person Informed					
Units Available Phoned											
EXAB Negative Phoned											
EXAB Positive Phoned											
ID Performed if applicable											
Recall Initiated if applicable											
FFP Ready Phoned if applicable											
PLTs Ready Phoned if applicable											
Others Products Ready Phoned if applicable											
See Qpulse for master copy		TRLABFOR-0172		Ed3							



What you may be able to tell the doctor.....

- Tell doctor where emergency O negative blood can be found
- Look on computer to see whether there is a valid sample, if not how many samples needed
 - If sample valid for e issue, tell them that blood can be available within 5 minutes
- If samples needed tell them to take as soon as possible and hand deliver to blood transfusion
- Ask whether they would like group specific blood or fully crossed matched blood and give approximate time lines.
- FFP will be available in 40 minutes as has to defrost
- The availability of platelets if they ask and if you are in a hospital that needs to order platelets
 - Do you always have emergency platelets available
- Inform the doctor you will phone him/her when the blood is ready or if e issue ask them to send someone straight away




What are your next actions?

- Review computer system for special requirements (irradiated, HEV neg, antigen negative)
- What will you do if the patient does have special requirements and there are no suitable units in stock?
 - Issue best match; this is a life saving event
 - Need to flag up to consultant haematologist
- If no historic blood group what group red cells are you going to issue when you get the first sample result?
- Does the patient need special FFP?
 - If born after 1st January 1996 then needs MB treated
 - Do you start to defrost group AB or A before you get the first sample?
- Communicate with other lab colleagues (haematology, chemistry)



The clinical team ask for 4 more units of both blood and FFP. The patient is still bleeding and oozing from multiple sites



- Agree to issue the products
- Ask if they have sent samples for urgent clotting or using ROTEM/TEG – Why are we asking this?
- What products could now be required
 - Cryoprecipitate (for fibrinogen)
 - Platelets (may need to be ordered)
 - More blood may be needed
- Consultant Haematologist may need to be informed

And finally stand down.....



- How do you feel? Can be very positive but it can be quite traumatic, acknowledge your feelings!!
- The Hospital Transfusion Team will review MH calls
- 'There was a massive GI bleed this morning when I was on call and blood transfusion was fantastic! They couldn't have been more helpful and the blood products arrived quickly'. Lead anaesthetist this week