

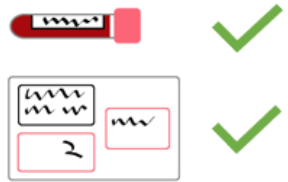
A large white circle is centered on a gray background. A red dashed line starts from the top left and curves around the left side of the white circle. A solid red circle is located at the bottom right of the white circle.

# Clinic Poster Idea

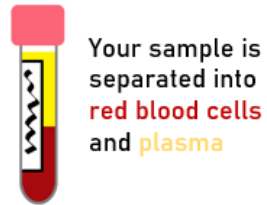
Tim Williams  
09/03/2021

## Getting Blood Ready For You

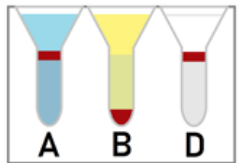
### 1. Sample Check



### 2. Centrifugation

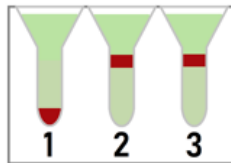


### 3. Blood Group Test



This blood is A Positive

### 4. Antibody Screen



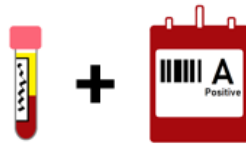
This blood has an antibody

### 5. Selecting Blood



We order blood suitable for you

### 6. Crossmatching



Your blood is tested against the donor's blood

## Getting Blood Ready For You

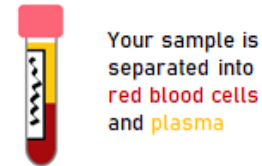


Here's how our team of scientists get blood ready for your transfusion

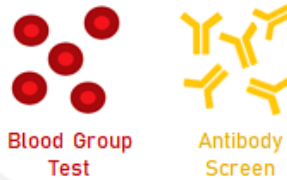
### 1. Sample Checking



### 2. Centrifugation



### 3. Sample Testing



### 4. Selecting Blood



Suitable blood is ordered for you

### 5. Crossmatching



Your blood is tested against the donors blood

### 6. Issuing



Compatibility is checked and the blood is labelled

Updated  
after  
recommend  
ations



**Thank you**